

# Corporate Parenting Panel

**Thursday 27  
November 2014**

## Agenda

A meeting of the Corporate Parenting Panel will be held on Thursday 27 November 2014 at 10.00 am, Shire Hall, Warwick

### 1. General

#### (1) Apologies for Absence

#### (2) Disclosures of Pecuniary and Non-Pecuniary Interests

Members are required to register their disclosable pecuniary interests within 28 days of their election of appointment to the Council. A member attending a meeting where a matter arises in which s/he has a disclosable pecuniary interest must (unless s/he has a dispensation):

- Declare the interest if s/he has not already registered it
- Not participate in any discussion or vote
- Must leave the meeting room until the matter has been dealt with (Standing Order 42)
- Give written notice of any unregistered interest to the Monitoring Officer within 28 days of the meeting

Non-pecuniary interests must still be declared in accordance with the new Code of Conduct. These should be declared at the commencement of the meeting.

#### (3) Minutes of the meeting held on 8 September 2014

To approve the enclosed draft minutes

### 2. Children in Care Council meeting updates

Updates will be received from:

Councillor Bob Hicks – 21 October 2014 meeting

Councillor Jenny St.John – 4 November 2014 meeting

Councillor Chris Williams/ – 12 November 2014, CiCC & Virtual School Award Ceremony & Consultation Event

Dates for future CiCC meetings to be confirmed.

- 3. Update from Strategic Lead**  
Brenda Vincent, Service Manager (Safeguarding) will give a verbal update on current issues/challenges and present the performance dataset.
- 4. Themed Item – Virtual School**  
Steve Pendleton, Head of Vulnerable Groups and Virtual School, will update the Panel on the exam results for Children in Care for the previous school year and educational attainment more generally.
- 5. Update on the CiCC Election**  
Shinderpaul Bhangal, Practice Leader - Participation
- 6. Work Programme**  
Members of the Panel are asked to agree the work programme and to consider possible themes for future meetings.
- 7. Any other Business**

#### **Future meeting dates and agenda items**

The following dates have been scheduled:

9 February 2015	10:00 am	CR3, Shire Hall
21 April 2015	10:00 am	CR1, Shire Hall

#### **Corporate Parenting Panel Membership**

**Councillors:** Peter Fowler, Bob Hicks, Clive Rickhards, Dave Shilton, Jenny St John and Chris Williams (Chair).

#### **General enquiries**

Please contact:

Ann Mawdsley, Senior Democratic Services Officer, Warwickshire County Council,  
Tel: (01926) 418079, Email: [annmawdsley@warwickshire.gov.uk](mailto:annmawdsley@warwickshire.gov.uk)

# Minutes of a meeting of the Corporate Parenting Panel held on 8 September 2014

## Present:

### Members of the Panel

#### Councillors:

Dave Shilton

Jenny St John

Chris Williams (Chair)

John Whitehouse (replacing Clive Rickhards for this meeting)

#### Officers

Shinderpaul Bhangal, Practice Leader - Participation

Wendy Fabbro, Strategic Director

Ann Mawdsley, Senior Democratic Services Officer

Brenda Vincent, Service Manager - South

#### Children in Care Council

Daniel Kalcutt-Smith

#### Others

Jo Dillon, Associate Child Health and Maternity, Warwickshire North CCG

Carla Elkins, Patient Experience/Public Involvement Manager, NHS Coventry and Rugby CCG

Dr Jill O'Hagan, GP and Clinical Lead for Partnership -Rugby Locality, NHS Coventry and Rugby CCG

Sue Price, Director of Commissioning, Arden, Herefordshire and Worcestershire Area Team, NHS England

## 1. General

### (1) Apologies

Apologies for absence were received on behalf of Councillor Peter Fowler, Councillor Bob Hicks and Councillor Clive Rickhards (replaced for this meeting by Councillor John Whitehouse).

### (2) Disclosures of Pecuniary and Non-Pecuniary Interests

None.

### (3) Minutes of the meeting held on 7 July 2014

The minutes of the meeting held on 7 July 2014 were agreed as a correct record and signed by the Chair.

## **Matters Arising**

### **Page 2 - Councillor Jenny St. John – 3 June**

Councillor St. John noted that information on Pupil Premiums would be included in the member training she was working with the CiCC to develop.

### **Page 2 – Councillor Jenny St. John – 3 June**

Shinderpaul Bhangal reported that he had attempted to contact Gina de Marco. She was currently on leave and he was expecting to meet with her on her return.

### **Page 3 – Councillor Peter Fowler – 1 July 2014**

Brenda Vincent reported that Michael Jackson was doing the final amendments to the 'Being in Care' booklet, incorporating the comments that had been received from young people.

### **Page 4 – 3. Update from Strategic Lead**

Brenda Vincent reported back on the training event on Improving the Outcomes of Looked After Children she had attended with Councillor Williams. She noted that there had been a number of organisations involved from across the country, and while there had been no surprises, the key message was the importance of listening to the views of young people, which were based on their own experiences. Councillor Williams said that he felt that Warwickshire were already ahead of the game, and added that there had been a universal scepticism about CAMHS (Children and Adolescent Mental Health Services), and the event had been useful for networking.

There was a discussion about there being no LA residential homes in Warwickshire, and Wendy Fabbro outlined the implications of placing LAC out of county as well as the monitoring process for residential homes WCC used, to ensure the care plans for each individual child was being met. Brenda Vincent added that under the final regulations (The Children's Homes and Looked after Children (Miscellaneous Amendments) (England) Regulations 2013), any LAC placed in required the LA making the placement to consult with the LA where the placement was made.

There was a discussion about the data members had received on LAC in their divisions, and whether this needed to be updated. Wendy Fabbro noted that this data was available and any member visiting a school in their division could telephone her service beforehand to ask for data for specific schools. It was agreed that this should be cascaded to all members.

Sinderpaul Bhangal reported that there was now a standing item on CiCC agendas for members of the Panel to give feedback to the CiCC, and for young people to give key messages to members.

## **Page 7 – Future meeting dates**

Councillor Shilton noted that there was a conflict with other committees for future meeting dates. Ann Mawdsley undertook to sort this out.

### **2. Children in Care Council (CiCC) updates**

The dates and rota for future CiCC meetings were agreed.

Wendy Fabbro confirmed that she would be attending the meeting on 9 September 2014. Councillor Chris Williams undertook to attend of Councillor Bob Hicks was not able to.

Shinderpaul Bhangal reported that Councillor Williams would be attending the Virtual School Awards Ceremony, Coventry University on 13<sup>th</sup> September 2014. This event was an opportunity for CiCCs to come together and to discuss leaving care.

Shinderpaul Bhangal reported that the first draft of the CiCC Newsletter was almost complete and was expected to be circulated at the end of September and quarterly thereafter.

An update was given on the corporate parenting training for members being developed by the CiCC, which Councillor Jenny St. John was assisting with. Shinderpaul Bhangal noted that this would also be linked in to e-learning. This would be used as training for councillors and other professionals with responsibilities for corporate parenting. Contact had been made with IT, and a date was still to be set for the next meeting.

There was a discussion about the lack of understanding by councillors of their role, and a suggestion made that this training should be mandatory. The Chair noted that there was no mandatory training for councillors, but there needed to be a strong message given to councillors. Wendy Fabbro undertook to offer a further training session, and members agreed this would be best held before a full Council meeting to ensure good attendance.

### **3. Health related issues for Warwickshire's Looked After Children**

The Chair introduced this item, which had arisen as a result of the 'Young People's GP Experience Survey' undertaken by Healthwatch in 2013. He added that there was still a strong perception that nothing had changed, and the Panel were looking for reassurance that the concerns and needs of LAC were being listened to, as there was a strong feeling that some groups such as young people and travellers were not given the same attention by GPs. He also noted that while there was a lot in the report about receptionists, he was also concerned about the relationship between LAC and their local GP.

Dr Jill O'Hagan reported that she had attended the meeting where the report had been launched, and that the Coventry and Rugby CCG had received a presentation on the report. She noted that there were a lot of points raised in

the report that applied to the public more generally than just young people, and made reference to the pressure that GPs were under.

Carla Elkins reported that since taking up her post in March, she had started to work with patient reference groups/focus groups to consider:

- What good GP services looked like
- Mapping different groups
- What the CCG was doing to hear the voice of young people, tailoring the means of engagement to specific groups
- What the barriers were for young people – including the possible use of social media and tools such as augmented reality apps.

She also noted that over the next two years the C&RCCG would be implementing a transformation programme around urgent care and avoidable admissions, which would involve stakeholder events, including young people, who were the highest user group of A&E services.

Sue Price noted that the Healthwatch report had been presented to the Quality Surveillance Group. She stated that whilst NHS England were responsible for commissioning GP services, there was nothing that could be done contractually to make cultural changes. She added the following points:

- i. There was a need to raise awareness by GPs of the actions and reactions to the behaviour of staff.
- ii. There needed to be a better understanding of the services available and what young people (and other user groups) could and should expect.
- iii. NHS England carried out two patient surveys a year, the outcomes of which were fed back to GPs. Young People should be encouraged to engage with this process.
- iv. Difference ways of making connections through technology needed to be explored and introduced.

During the discussion that followed these points were raised:

1. In response to a query asking whether young people would have the same comments one year on, it was noted that there was a lot of work going on linking in with the Public Health Annual Report, in order to ascertain what GP care looked like for young people.
2. There had been a lot of criticism about GP receptionists and the Panel were reminded that they had a difficult role in balancing the demands of their GPs and the demands of the public. A pilot was in place in 50% of GP practices in Coventry providing, additional care, support and training to receptionists, and the C&R CCG would look at the evidence from this work before rolling it out to all GP practices.

3. Daniel Kalcutt-Smith noted that when young people attended the GP with their carers, that GPs were more included to discuss issues with the carer than the young person. Dr O'Hagan responded that this could be because the carers were taking the lead in the discussion. It was suggested that an e-learning package could be developed by the CiCC setting out some tips for GPs. Shinderpaul Bhangal reported that they were trying to get young people to volunteer and sit on consultative groups, and noted the importance of having an ongoing link between GPs and children in care/care leavers.
4. Members encouraged more work to be done around identifying barriers for young people and exploring the use of new technology.
5. There was a discussion around the limited options available through online booking systems. Sue Price noted that people needed to move away from the idea that all appointments would be face-to-face with the GP. The increase in the volume of demand for GP services without any increase in the number of GPs meant there would need to be more telephone triage work and more consultation with patients to determine where they needed to be in the 'queue'.
6. Jo Dillon reported that she was not aware of any specific pieces of work in relation to the issues highlighted in the Healthwatch report being done by SWCCG and WNCCG. She undertook to report back and to make the necessary connections.
7. Annual health assessments for LAC were reported to GPs, but it was acknowledged that GPs were not always aware of the background of these patients.
8. Carla Elkins undertook to meet with Shinderpaul Bhangal to discuss the engagement of the CiCC.

Brenda Vincent noted the importance of understanding the vulnerability of LAC, which had been evidenced in research, particularly in areas such as early pregnancy and mental health. All corporate parents (including GPs) had to make every contact count and consider all needs and concerns of LAC that may exist, and signposting them to services where these were not offered by the GP. She made reference to the recent NICE guidance on LAC, which would be useful for the CCGs and GPs to consider.

The Chair was pleased that there was the recognition that this was a cultural issue that needed changing. He thanked the presenters for their contributions and it was agreed that a further update would be received from the CCGs at a date to be determined in the spring.

#### **4. Update from Strategic Lead and Performance Dataset**

Brenda Vincent introduced this item and reported the following:

Warwickshire County Council had placed their first child under the 'fostering to adopt' scheme. She added that the LA was required to offer this option to all adopters, and as the child was placed with adopters before the legal authorisation was received, this process did introduce a greater level of risk for adopters.

Brenda Vincent noting the following points in relation to the performance dataset:

1. There had been an increase in the number of LAC, particularly in Nuneaton and Bedworth and Rugby, where there were month-on-month increases. This in turn impacted on all services.
2. There was an issue with getting health assessments for LAC placed more than 20 miles or more than an hour travelling from the county. These were supposed to take place within 28 days of placement, but there was a problem getting CCG approval for payment.
3. Resources were kept under tight scrutiny, with regular workload analysis being carried out. Wendy Fabbro reported that the last analysis had been carried out approximately three to four months ago and the workload on staff was at the top end of the normal range, She added that there were teams across the county at either side of this and that any new regulations imposed by the Courts that impacted on staff resourcing would be brought to Councillors for consideration.
4. Members noted the difficulty in looking at short-term data, as this did not show the increases that had been absorbed over the longer term. Brenda Vincent noted that the trend had shown a 9% increase over a three-year period, and that a decrease in the number of fostering placements would be expected alongside the increase in the number of adoptions.
5. It was agreed that while it was a good aspiration to be in the top quartile, it was difficult to know what this was in real terms.
6. Wendy Fabbro noted that an email had been sent to all Members setting out Warwickshire's position in response to the child abuse cases in Rotherham. She noted that Warwickshire was different, but that as a local authority we could not afford to be complacent, particularly in light of the proximity of Coventry and Birmingham.
7. In response to a query regarding exam results it was noted that the next meeting of the Panel would have an education theme, where exam results for LAC would be considered.

The Chair thanked Brenda Vincent for her report.

#### **5. Draft Corporate Parenting Policy and Strategy**



Brenda Vincent introduced the draft Strategy, which was being refreshed to produce an overarching document that any social worker, health visitor, Councillor or GP could use to understand what partners should be doing together to improve the outcomes of LAC. The document was currently in the phase of consultation and had been considered by a number of groups, including the CiCC.

Members of the Panel agreed that it would be useful to have an appendix to the document listing all stakeholders with a corporate parenting role.

Brenda Vincent undertook to reissue the draft Strategy once all the comments received had been incorporated.

The Chair thanked Brenda Vincent for her report.

## **6. Work Programme**

The work programme was agreed, including the updates agreed at this meeting, and the following new items:

1. In light of the media item on the Action for Children Report highlighting the national problems with siblings being fostered together, Brenda Vincent agreed to provide an update as part of her update to the 27 October 2014 meeting.
2. Journeys Service – to be invited to the 9 December 2014 meeting to give an update on what they are doing to meeting the needs of children in care.

## **7. Any Other Business**

None.

### **Future meeting dates**

27 October 2014 at 10.00 am

9 December 2014 at 10.00 am

9 February 2015 at 10.00 am

14 April 2015 at 10.00 am

.....

Chair

The meeting closed at 11:50 pm

# Item 3



## **Dataset Report for Corporate Parenting Panel on 27 November**

### **Key points**

The report shows that in the past year (October 2013 – October 2014) there has been a slight decline in the overall number of looked after children by 14. However, the month by month figures do not fully show the dynamic and changing nature of the looked after population. The dataset also highlights the number of looked after young people now managed by the county Leaving Care Service that stands at 120 young people aged 16+ yrs.

The pressure on Warwickshire internal foster care provision remains despite a dip in June 2014 and there continues to be some reliance on foster placements provided through the independent sector. The service has lost some of its experienced and long standing carers due to retirement and personal factors. These are being replaced by newer and less experienced carers. Further the recruitment of foster carers remains very competitive with independent agencies and other authorities offering incentives to recruitment. The service needs to keep abreast of these developments and mindful of market pressures.

An additional report is provided on the placement of sibling groups as requested. As on 31.10.14 there were a 147 sibling groups of children comprising 352 children – from this 203 were placed together. 95 children were not living with any of their siblings and as the report shows they were in a range of placements. A sibling policy is currently being developed that will reinforce our commitment to placing siblings together where this is appropriate.

Finally the Adoption Scorecard is attached for the period 2013-2014. This show a 3 year average figure with Warwickshire having an average of 13% of looked after children leaving care through adoption against a national average of 14%. The actual performance for 2013-2014 was 16.9%. Performance regionally places us as one of the higher performing agencies in terms of timelines between key stages of the adoption process.

### **Considerations for Panel Members**

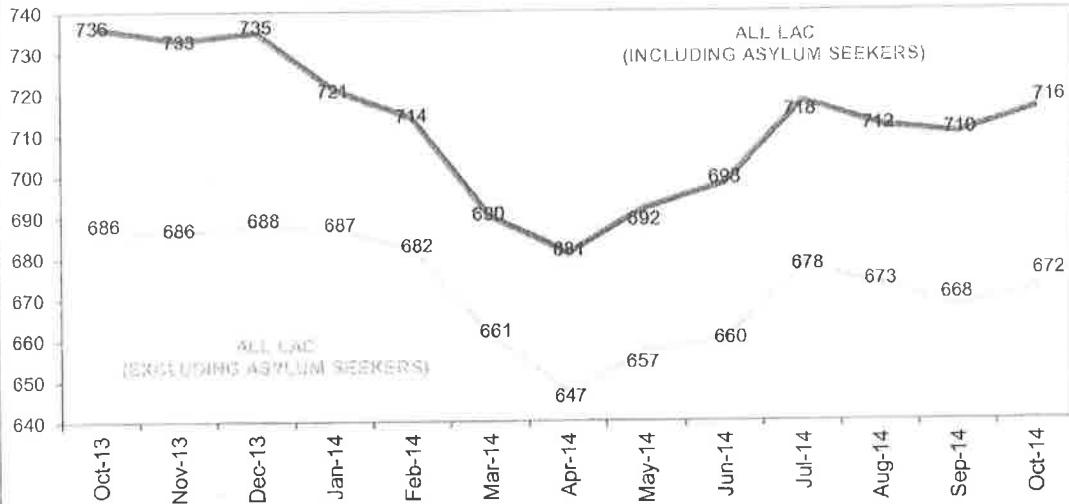
**Members are asked to consider how, at a strategic level, they might be able to add their support to the Fostering Service.**

**Brenda Vincent**

**Service Manager - South**

## 2. CHILDREN LOOKED AFTER

### 2.1 Children Looked After



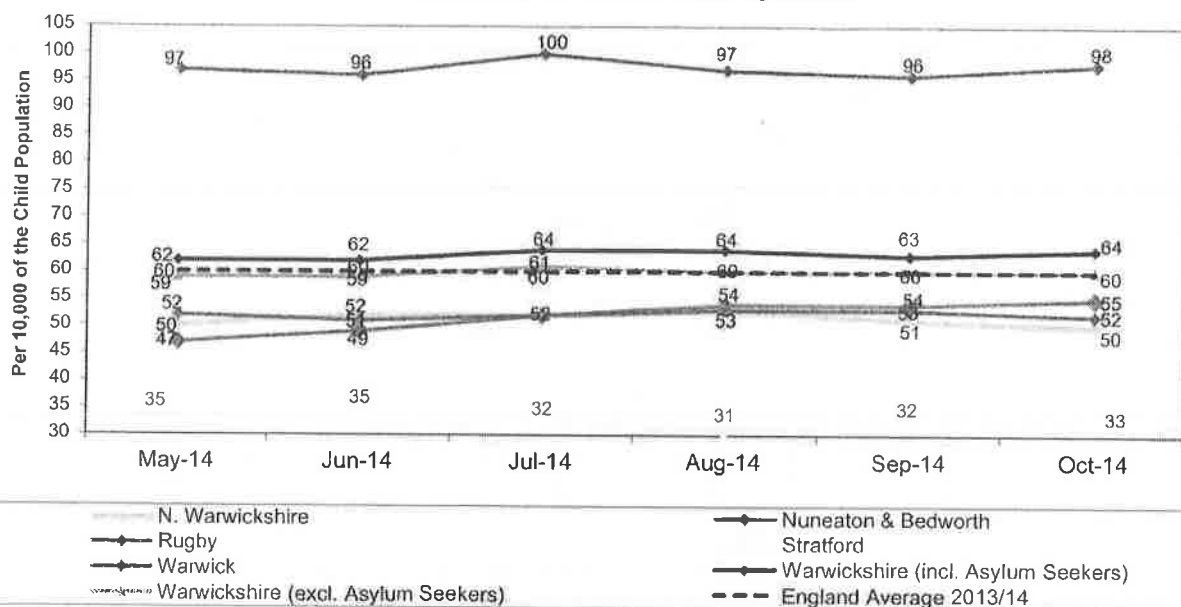
At 31 October 2014, Warwickshire's looked after population increased by 6 to 716, whilst the number of looked after children excluding asylum seekers also increased, up 4 to 672.

### 2.2 Number of Looked After cases allocated by team

	May-14	Jun-14	Jul-14	Aug-14	Sep-14	Oct-14
N. Warks Ch&F Team	63	65	65	66	50	49
<b>North Warwickshire (ALL)</b>	<b>63</b>	<b>65</b>	<b>65</b>	<b>66</b>	<b>50</b>	<b>49</b>
Bedworth Children's Team	200	199	208	202	168	171
Nuneaton Children's Team	55	53	53	51	49	53
Nuneaton District CST	2	3	5	5	3	4
<b>Nuneaton &amp; Bedworth (ALL)</b>	<b>257</b>	<b>255</b>	<b>266</b>	<b>258</b>	<b>220</b>	<b>228</b>
Rugby Childrens Services Team	104	108	115	119	95	97
<b>Rugby (ALL)</b>	<b>104</b>	<b>108</b>	<b>115</b>	<b>119</b>	<b>95</b>	<b>97</b>
Stratford District Children's Team	80	80	75	72	53	55
<b>Stratford (ALL)</b>	<b>80</b>	<b>80</b>	<b>75</b>	<b>72</b>	<b>53</b>	<b>55</b>
Warwick District Child Assessment Team	4	1	1	2	2	0
Kenilworth/Warwick	60	65	66	30	1	0
Leamington Ch&F Team	65	62	63			
Warwick Children's Team				100	102	101
<b>Warwick (ALL)</b>	<b>129</b>	<b>128</b>	<b>130</b>	<b>132</b>	<b>105</b>	<b>101</b>
N/W, Nun & Bed Integrated Disability	8	8	8	8	8	8
Rugby Integrated Disability	0	0	0	0	0	0
Stratford Integrated Disability	1	1	1	1	1	1
Wark & Lm Integrated Disability	8	8	8	8	8	8
IDS Autism Team	5	5	6	6	5	3
<b>Integrated Disability Service (ALL)</b>	<b>22</b>	<b>22</b>	<b>23</b>	<b>23</b>	<b>22</b>	<b>20</b>
Leaving Care - North Warks					14	13
Leaving Care - Nununeaton & Bedworth					33	31
Leaving Care - Rugby					25	25
Leaving Care - Stratford					21	21
Leaving Care - Warwick					28	30
<b>Leaving Care (ALL)</b>					<b>121</b>	<b>120</b>
Asylum Seekers	35	38	40	39	42	44
LD Services Team - Adults	0	0	0	0	0	0
No Allocated Team	0	0	1	1	0	0
Youth Justice	2	2	3	2	2	2
<b>Warwickshire (TOTAL)</b>	<b>692</b>	<b>698</b>	<b>718</b>	<b>712</b>	<b>710</b>	<b>716</b>

### 2.3 LAC per 10,000 of the Child Population by District

Looked After Children allocated to the district teams that form the Leaving Care & Integrated Disability Services will be included under the relevant district when calculating the LAC per 10,000 by district

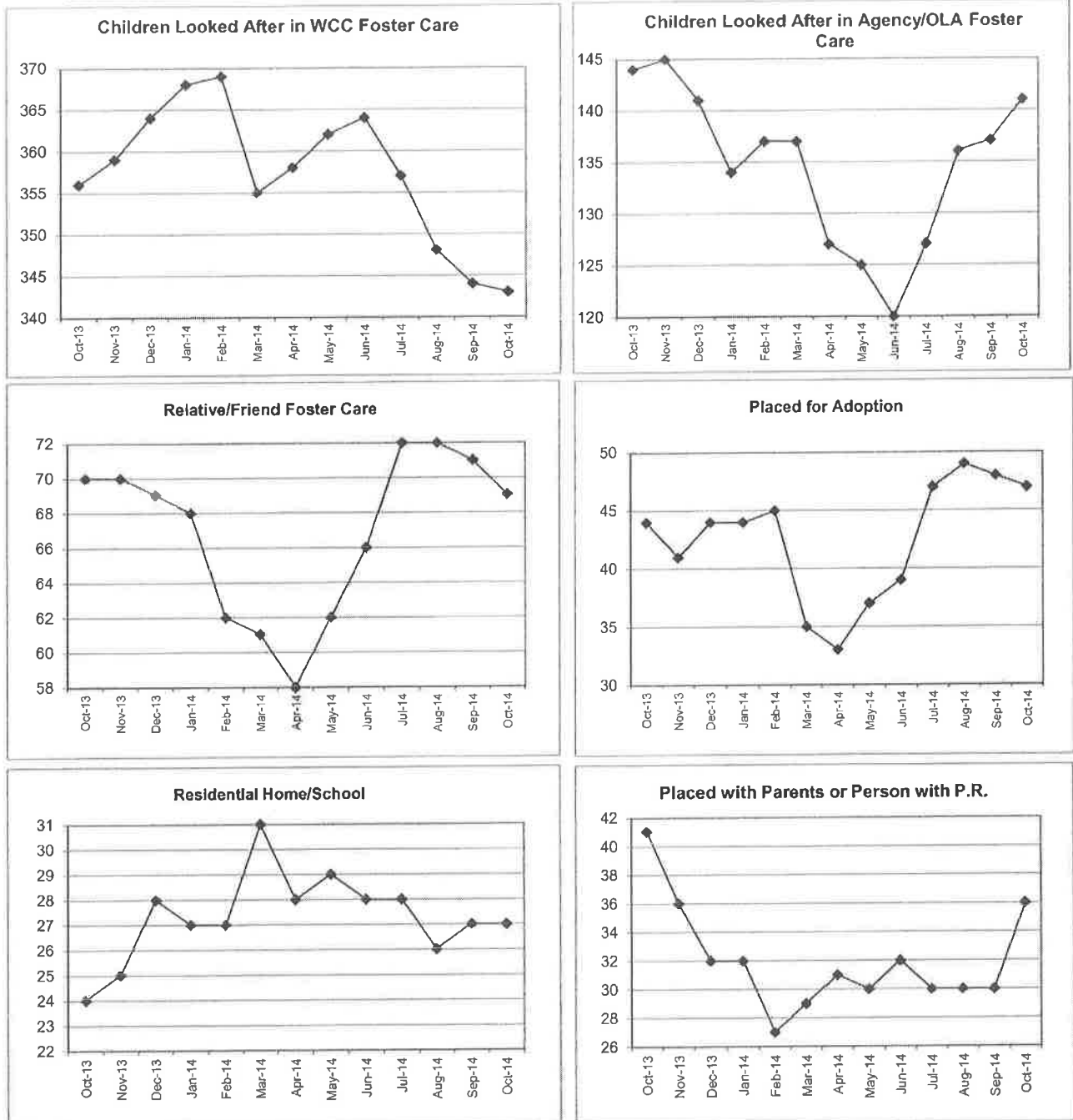


Please note that from February 2013 onwards the rates per 10,000 are based on the 0-17 population from the 2011 Census as supplied by the Office for National Statistics.

### 2.4 Looked After Children by Placement Type by Team at 31 October 2014

	WCC Foster Care	Placed for Adoption	Residential Home/School	Agency/O LA Foster Care	Relative/Friend Foster Care	Placed with Parents/Person with PR	Other Placement e.g. Independent Living, Mother & Baby Unit, Secure Unit
N. Warks Ch&F Team	24	4	0	14	4	2	1
Bedworth Children's Team	76	15	11	52	14	1	2
Nuneaton Children's Team	26	7	1	7	8	4	0
Nuneaton District Children Services Team	1	0	0	1	0	0	2
Rugby Childrens Services Team	44	9	2	19	11	11	1
Stratford Children's Team	27	4	2	6	9	7	0
Warwick District CAT	0	0	0	0	0	0	0
Kenilworth/Warwick	0	0	0	0	0	0	0
Warwick Children's Team	60	8	1	16	10	5	1
N/W, Nun & Bed Int Disability	1	0	2	4	1	0	0
Rugby Integrated Disability	0	0	0	0	0	0	0
Stratford Integrated Disability	0	0	1	0	0	0	0
Wark & Lm Integrated Disability	7	0	0	1	0	0	0
IDS Autism Team	0	0	3	0	0	0	0
Leaving Care - North Warks	10	0	0	0	0	0	3
Leaving Care - Nununeaton & Bedworth	16	0	2	8	2	0	3
Leaving Care - Rugby	11	0	1	3	3	3	4
Leaving Care - Stratford	7	0	0	1	4	2	7
Leaving Care - Warwick	13	0	1	3	2	1	10
Asylum Seekers	20	0	0	4	1	0	19
Youth Justice	0	0	0	2	0	0	0
<b>Warwickshire (TOTAL)</b>	<b>343</b>	<b>47</b>	<b>27</b>	<b>141</b>	<b>69</b>	<b>36</b>	<b>53</b>

## 2.5 Children Looked After by Placement Type



At 31 October 2014, increases were seen in children placed in agency/OLA foster care (up 4 to 141) and children placed with parents or person with P.R. (up 6 to 36).

Decreases were seen this month in children placed in WCC foster care (down 1 to 334), children placed for adoption (down 1 to 47) and children placed with relative/friend foster carer (down 2 to 69).

Children placed in residential home / school (27) and children placed in other placements (53) remained the same as the previous month.

## 2.6 Looked After Children Currently Missing From Care

Between 1 - 31 October 2014 there were seven episodes of a child/young person missing from their placement:

**The following three child(ren) were missing during the month and are still recorded as missing from care:**

15 year old male, allocated to Rugby CST, missing since 02/08/2014, whereabouts unknown. (Missing episode still open).

15 year old male, allocated to Nuneaton District Children Services Team, missing since 29/08/2014, whereabouts unknown. (Missing episode still open).

14 year old male, allocated to Bedworth Children Services Team, missing since 24/10/2014, whereabouts unknown. (Missing episode still open).

**The following three child(ren) were missing during the month but have since been returned to placement:**

13 year old male, allocated to Nuneaton District Children Services Team, missing (whereabouts unknown) between 8/10/14 to 9/10/14 and missing (whereabouts known) between 20/10/14 to 23/10/14.

14 year old female, allocated to North Warwickshire Children/Families Services Team, missing (whereabouts known) between 03/10/14 to 15/10/14.

14 year old male, allocated to Bedworth Children Services Team, missing (whereabouts unknown) between 19/10/14 to 23/10/14.



## Sibling Group Data - 31 October 2014

## Overall number of sibling groups at 31 October 2014

	Number of Sibling Groups	Number of Children
2 children	108	216
3 children	24	72
4 children	11	44
More than 4 children	4	20
<b>Total</b>	<b>147</b>	<b>352</b>

## As at 31 October 2014, how many sibling groups were placed together in:

	Number of Sibling Groups	Number of Children
WCC Foster Care	53	109
Relative/Friend Foster Care	13	32
Agency Foster Care	15	31
Residential Care	0	0
Placed with Parents/Person with PR	7	21
Placed for Adoption	5	10
<b>Total</b>	<b>88</b>	<b>203</b>

As at 31 October 2014, how many sibling groups are either not living with any of their siblings or are living with at least one sibling but not all of their siblings:

	Number of Children not living with any of their siblings	Number of Children placed with at least one of their siblings but not all of them
WCC Foster Care	48	27
Relative/Friend Foster Care	3	3
Agency Foster Care	32	9
Residential Care	5	0
Placed with Parents/Person with PR	2	2
Placed for Adoption	3	13
Independent Living	1	0
Missing from placement at 31.10.14	1	0
<b>Total</b>	<b>95</b>	<b>54</b>

# Adoption Scorecard

Warwickshire

## Children

Average time between a local authority receiving court authority to place a child and the local authority deciding on a match to an adoptive family (days)

Average time between a child entering care and moving in with its adoptive family, for children who have been adopted (days)

Children who wait less than 10 months between entering care and moving in with their adoptive family (number and %)

LA's 3 year average (2011-14) 553

1 year trend - improvement from 2013 to 2014 143

125 (55%)

Average time in 2014 was longer than in 2013

Average time in 2014 was longer than in 2013

Average time in 2011-14 was longer than in 2010-13

628

217

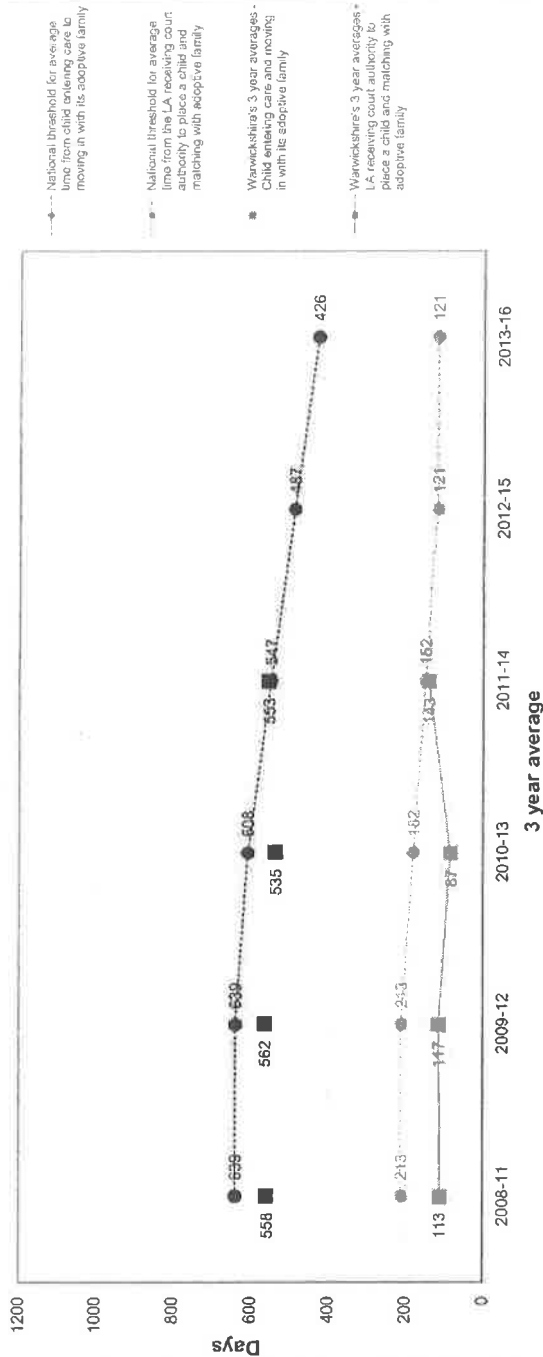
11,360 (51%)

6 days

Threshold met

England 3 year average (2011-14)

## Average Time Indicators



## Related Information

Number of approved adoptive families as at 31 March 2014

Proportion of adoptive families who were matched to a child during 2013-14 who waited more than 3 months from approval to being matched to a child

Adoptions from care (number adopted & % leaving care who are adopted)

Average time between a child entering care and moving in with its adoptive family. Where times for children who are adopted by their foster family are stopped at the date the child moved in with the foster family (days)

Adoptions of children from ethnic minority backgrounds (number adopted and % of BME children leaving care who are adopted)

Adoptions of children aged five or over (number adopted and % of children aged 5 or over leaving care who are adopted)

Average length of care proceedings locally (weeks)

Number of children awaiting adoption (as at 31 March 2014)

Number of children awaiting adoption with placement order (as at 31 March 2014)

Number of applications for approval as an adopter still being assessed (not yet approved or rejected) as at 31 March 2014

LA's 3 year average (2011-14)

England 3 year average (2011-14)

120 (13%)

12,530 (14%)

525

482

10 (5%)

10 (4%)

20 (3%)

50

75

70

6,370

4,680

**Looked After Children by Ward of Placement 6/10/2014**

The following breaks down the numbers of looked after children by district and ward that they are placed within. Please note that this is based on looked after children by placement at a snapshot date of 6/10/2014.

**North Warwickshire District**

Ward	Number of Looked After Children Placed
Arley and Whitacre Ward	6
Atherstone Central Ward	0
Atherstone North Ward	5
Atherstone South and Mancetter Ward	2
Baddesley and Grendon Ward	2
Coleshill North Ward	0
Coleshill South Ward	0
Curdworth Ward	0
Dordon Ward	6
Fillongley Ward	0
Hartshill Ward	6
Hurley and Wood End Ward	5
Kingsbury Ward	2
Newton Regis and Warton Ward	5
Polesworth East Ward	0
Polesworth West Ward	6
Water Orton Ward	1
<b>Grand Total</b>	<b>46</b>

**Nuneaton & Bedworth Borough**

Ward	Number of Looked After Children Placed
Abbey Ward	5
Arbury Ward	7
Attleborough Ward	15
Bar Pool Ward	7
Bede Ward	11
Bulkington Ward	0
Camp Hill Ward	4
Exhall Ward	4
Galley Common Ward	17
Heath Ward	4

Produced by Business and Commissioning Intelligence (BCI), Strategic Commissioning, People Group

## Warwickshire County Council

Kingswood Ward	6
Poplar Ward	13
Slough Ward	9
St. Nicolas Ward	15
Weddington Ward	12
Wem Brook Ward	7
Whitestone Ward	10
<b>Grand Total</b>	<b>146</b>

### Rugby Borough

Ward	Number of Looked After Children Placed
Admirals and Cawston Ward	12
Benn Ward	2
Bilton Ward	3
Clifton, Newton and Churchover Ward	3
Coton and Boughton Ward	6
Dunsmore Ward	13
Eastlands Ward	4
Hillmorton Ward	1
Leam Valley Ward	1
New Bilton Ward	5
Newbold and Brownsover Ward	5
Paddox Ward	3
Revel and Binley Woods Ward	1
Rokeby and Overslade Ward	6
Wolston and the Lawfords Ward	11
Wolvey and Shilton Ward	3
<b>Grand Total</b>	<b>79</b>

### Stratford-on-Avon District

Alcester Ward	3
Aston Cantlow Ward	0
Bardon Ward	1
Bidford and Salford Ward	4
Brailes Ward	0
Burton Dassett Ward	0
Claverdon Ward	0
Ettington Ward	0
Fenny Compton Ward	0
Harbury Ward	3
Henley Ward	3
Kineton Ward	0

Produced by Business and Commissioning Intelligence (BCI), Strategic Commissioning, People Group

## Warwickshire County Council

Kinwarton Ward	0
Long Compton Ward	0
Long Itchington Ward	7
Quinton Ward	0
Sambourne Ward	1
Shipston Ward	2
Snitterfield Ward	2
Southam Ward	1
Stockton and Napton Ward	1
Stratford Alveston Ward	2
Stratford Avenue and New Town Ward	1
Stratford Guild and Hathaway Ward	0
Stratford Mount Pleasant Ward	0
Studley Ward	2
Tanworth Ward	2
Tredington Ward	0
Vale of the Red Horse Ward	0
Welford Ward	0
Wellesbourne Ward	0
<b>Grand Total</b>	<b>35</b>

### Warwick District

Ward	Number of Looked After Children Placed
Abbey Ward	4
Bishop's Tachbrook Ward	3
Brunswick Ward	15
Budbrooke Ward	2
Clarendon Ward	7
Crown Ward	1
Cubbington Ward	0
Lapworth Ward	1
Leek Wootton Ward	0
Manor Ward	13
Milverton Ward	4
Park Hill Ward	8
Radford Semele Ward	2
St. John's Ward	3
Stoneleigh Ward	0
Warwick North Ward	5
Warwick South Ward	7
Warwick West Ward	7
Whitnash Ward	6

Produced by Business and Commissioning Intelligence (BCI), Strategic Commissioning, People Group

Willes Ward	3
<b>Grand Total</b>	<b>91</b>

**Children placed out of county, placed for adoption or missing from placement**

It is worth noting that currently another:

- 263 looked after children are placed out of county.
- 47 are placed for adoption so their address is confidential.

## Confidential: Looked After Children aged 4+ by School

The following breaks down the numbers of looked after children aged 4+ by school within each district. Please note that this is based on looked after children as at 30 September 2014.

Please note that due to the very small numbers of children attending certain schools there may be a disclosure risk so this data should be treated confidentially and not shared outside of the meeting it is intended for.

### North Warwickshire District

Name of School	Number of Looked After Children attending school
ARLEY PRIMARY SCHOOL	4
BIRCHWOOD PRIMARY SCHOOL	1
COLESHILL C OF E PRIMARY SCHOOL	1
DORDON COMMUNITY PRIMARY SCHOOL	2
HARTSHILL SCHOOL	5
KINGSBURY COMPREHENSIVE SCHOOL	2
KINGSBURY JUNIOR SCHOOL	2
MICHAEL DRAYTON JUNIOR SCHOOL	2
OUTWOODS PRIMARY SCHOOL	6
QUEEN ELIZABETH SCHOOL AND SPORTS COLLEG	1
THE POLESWORTH SCHOOL	2
WARTON NETHERSOLES C OF E PRIMARY SCHOOL	1
WOODLANDS SCHOOL	6
WOODSIDE C.OF E. PRIMARY SCHOOL	2
<b>TOTAL</b>	<b>37</b>

Produced by Business and Commissioning Intelligence (BCI), Strategic Commissioning, People Group

**Nuneaton & Bedworth District**

<b>Name of School</b>	<b>Number of Looked After Children attending school</b>
ABBEY C OF E INFANT SCHOOL	5
ALL SAINTS C OF E INFANT SCHOOL BEDWORTH	1
ALL SAINTS CE PRIMARY SCHOOL NUNEATON	7
ARC SCHOOL	2
ASH GREEN SCHOOL AND ARTS COLLEGE	3
CAMP HILL PRIMARY SCHOOL	6
CANON EVANS C OF E INFANT SCHOOL	1
CANON MAGGS C OF E JUNIOR SCHOOL	4
CHETWYND JUNIOR SCHOOL	3
CHILVERS COTON COMMUNITY INFANT SCHOOL	1
ETONE COLLEGE	6
EXHALL GRANGE SCHOOL	3
GEORGE ELIOT COMMUNITY SCHOOL	9
GOODYERS END PRIMARY SCHOOL	3
HIGHAM LANE SCHOOL	13
KERESLEY NEWLAND PRIMARY SCHOOL	1
KING EDWARD VI COLLEGE	2
MIDDLEMARCH SCHOOL	2
MILBY PRIMARY SCHOOL	1
NEWDIGATE PRIMARY SCHOOL	3
NICHOLAS CHAMBERLAINE SCHOOL	9
NORTH WARWICKSHIRE AND HINCKLEY COLLEGE	4
OAK WOOD PRIMARY SCHOOL	2
OAK WOOD SECONDARY SCHOOL	7
OAKWOOD SCHOOL	1
RACE LEYS INFANT SCHOOL	1
RACE LEYS JUNIOR SCHOOL	1
ST ANNES CATHOLIC PRIMARY SCHOOL	1
ST FRANCIS CATHOLIC PRIMARY SCHOOL	4
ST MICHAELS C OF E PRIMARY SCHOOL	2
ST NICOLAS CE PRIMARY SCHOOL (NUNEATON)	1
ST THOMAS MORE CATHOLIC SCHOOL	5
STOCKINGFORD JUNIOR SCHOOL	3
STOCKINGFORD PRIMARY SCHOOL	10
THE NUNEATON ACADEMY	10
WEMBROOK PRIMARY SCHOOL	2
<b>TOTAL</b>	<b>139</b>

Produced by Business and Commissioning Intelligence (BCI), Strategic Commissioning, People Group



**Rugby District**

<b>Name of School</b>	<b>Number of Looked After Children attending school</b>
ASHLAWN SCHOOL	7
BILTON SCHOOL, M & C COLLEGE	3
BOUGHTON LEIGH COUNTY INFANT SCHOOL	1
BOUGHTON LEIGH JUNIOR SCHOOL	1
BROOKE SPECIAL SCHOOL	2
BROOKE SPECIAL SCHOOL (TYNTESFIELD SITE)	3
HARRIS C OF E HIGH SCHOOL	5
LONG LAWFORD PRIMARY SCHOOL	1
NORTHLANDS PRIMARY SCHOOL	1
OAKFIELD PRIMARY SCHOOL	1
PADDOX PRIMARY SCHOOL	3
PRINCETHORPE COLLEGE	2
ROKEBY INFANT SCHOOL	2
RUGBY COLLEGE	1
RUGBY HIGH SCHOOL	2
ST ANDREWS BENN C OF E PRIMARY SCHOOL	4
ST MARIES CATHOLIC INFANT SCHOOL	2
THE AVON VALLEY SCHOOL	10
<b>TOTAL</b>	<b>51</b>

Produced by Business and Commissioning Intelligence (BCI), Strategic Commissioning, People Group

**Stratford District**

<b>Name of School</b>	<b>Number of Looked After Children attending school</b>
BIDFORD-ON-AVON C OF E PRIMARY SCHOOL	2
BISHOPTON PRIMARY SCHOOL	3
HENLEY-IN-ARDEN HIGH SCHOOL	3
KING EDWARD VI SECONDARY SCHOOL	1
LONG ITCHINGTON C OF E PRIMARY SCHOOL	3
MORETON MORRELL C OF E PRIMARY SCHOOL	1
RIVER HOUSE SCHOOL	7
SENSS: RIVER HOUSE SCHOOL	1
SHIPSTON HIGH SCHOOL	2
SOUTHAM COLLEGE	5
SOUTHAM PRIMARY SCHOOL	1
ST BENEDICTS CATHOLIC HIGH SCHOOL	2
STRATFORD COLLEGE	3
STRATFORD-UPON-AVON HIGH SCHOOL	4
STUDLEY HIGH SCHOOL HUMANITIES & MUSIC	2
STUDLEY ST MARYS C OF E JUNIOR SCHOOL	1
TANWORTH-IN-ARDEN C OF E PRIMARY SCHOOL	1
<b>TOTAL</b>	<b>42</b>

Produced by Business and Commissioning Intelligence (BCI), Strategic Commissioning, People Group

**Warwick District**

<b>Name of School</b>	<b>Number of Looked After Children attending school</b>
AYLESFORD SCHOOL AND SIXTH FORM COLLEGE	7
CAMPION SCHOOL AND COMMUNITY COLLEGE	8
CLAPHAM TERRACE COMMUNITY PRIMARY SCHOOL	1
COTEN END PRIMARY SCHOOL	1
KENILWORTH SCHOOL	5
MYTON SCHOOL A SPECIALIST SCIENCE COLLEG	5
NEWBURGH PRIMARY SCHOOL	2
NORTH LEAMINGTON SCHOOL	5
PARK HILL JUNIOR SCHOOL	1
SHRUBLAND STREET COMMUNITY PRIMARY SCH	3
ST ANTHONYS CATHOLIC PRIMARY SCHOOL	1
ST MARGARETS C OF E JUNIOR SCHOOL	1
ST NICHOLAS CE PRIMARY SCHOOL KENILWORTH	1
SYDENHAM PRIMARY SCHOOL	1
THE RIDGEWAY SCHOOL	1
THE ROUND OAK SCHOOL AND SUPPORT SERVICE	10
THE TRINITY CATHOLIC SCHOOL	6
WARWICKSHIRE COLLEGE	8
WARWICKSHIRE COLLEGE (MORETON MORRELL)	1
WESTGATE COUNTY PRIMARY SCHOOL	1
WHITNASH COUNTY PRIMARY SCHOOL	4
WOODLOES PRIMARY SCHOOL	3
<b>TOTAL</b>	<b>76</b>

**Further information:**

It is worth noting that currently another:

- 178 looked after children aged 4+ are schooled out of county.
- 40 looked after children aged 16+ have no school recorded as they are no longer of compulsory school age.
- 3 children aged 4 years of age have turned 4 since September 2014 and won't be of compulsory school age till the 2015/16 academic year.
- 26 children of school age currently have no school recorded on Carefirst.

Produced by Business and Commissioning Intelligence (BCI), Strategic Commissioning, People Group

## Corporate Parenting

### A Checklist of Roles and Responsibilities for Elected Members

*Corporate parenting describes the collective responsibilities that Warwickshire County Council and partner organisations have towards children and young people in the care of the Local Authority*

#### All Councillors must ask themselves:

- Do I understand why children and young people need to be looked after and the legal and policy frameworks that govern the County Council's responsibilities towards them?
- What are the governance arrangements in the County Council for 'corporate parenting' and are they effective?
- Do I know the profile and needs of looked after children and young people, how many are from my ward/district and are attending the local schools?
- Is the care provided 'good enough'? How well do these children and young people perform compared to their peers?
- Do I know how well the County Council is performing in comparison with other Councils and against the national Government indicators?
- Is there a plan to address any shortcomings in services and to improve consistently the outcomes for looked after children and young people?
- Am I taking responsibility for promoting the welfare of looked after children in my work for the Council and in my other capacities?

# Item 4



# Summary Report of the Head of Virtual School for Looked After Children

14th October 2014

## Commentary on Exam Results

### **Year 11**

Although fewer pupils achieved 5 good GCSE grades including English and maths than in 2013, the figure of 17.8% is still better than that for looked after children nationally which in 2013 was 15.3%. The low level of attainment is partly explained by the high proportion of children with a statement of special educational needs. However, the gap between looked after children and their peers remains stubbornly high.

Three children achieved a grade C in English, not maths, or vice versa. Hence these young people were very close to achieving 5 good GCSEs including English and maths. The Virtual School should make strenuous efforts to prevent a recurrence of this by closely tracking year 11 progress in maths and English.

Only 3 young people who were in year 11 last year, and for whom information is available, are not currently in a positive destination. It is pleasing that the vast majority have continued in an educational setting and the Virtual School will be supporting these 3 young people to find suitable education and training and to help the others remain in positively engaged in learning.

### **Year 6**

Fewer pupils achieved at least level 4 in reading, writing, maths and “spelling punctuation & grammar” than in 2013. Overall numbers were small and a majority of the young people have a statement of special needs. Therefore it is hard to argue that the figures represent a decline in performance. However, there remains a substantial attainment gap which will need to be addressed by secondary schools.

The Virtual School is awaiting RAISEonline data in order to establish whether academic progress gaps show a similar pattern.

## Other Outcomes

### **Exclusions and pupils not being educated**

Where a school is at the point of permanently excluding a child, the virtual school always becomes involved in the case and provides advice as appropriate. In the five cases there are contextual features of the schools concerned which have contributed to the exclusion. These explain a higher number of exclusions than in previous years.

At any time, a small number of young people in care are in transition between schools or foster placements, and hence may not be in education. The virtual school is able to support these young people by, for example, enabling them to access tuition or online learning. Some other young people have severe mental health problems which are may be difficult to resolve. The virtual school will work with all such children to help them overcome barriers. Current numbers do not seem disproportionately high compared with historical data and information from other Local Authorities.

### **Impact of Pupil Premium**

The Virtual School now manages the pupil premium and has a policy on how the Pupil Premium for Looked after Children will be allocated. Also, guidance has been provided to schools carers, social workers and reviewing officers as to how the money should be used. At £1900 per learner the grant has risen to over double the previous amount. The new arrangements will have had little chance to affect 2014 results but the Virtual School will be monitoring how funds are used with a view to identifying which interventions have had the most impact. It is proposed that a pupil premium conference be held in the summer of 2015.

As well as supporting individual young people, pupil premium will be used for the following initiatives designed to help close the gaps in attainment described above:

- Support from “Achievement for All” for individual schools where the attainment gap is the greatest.
- Training for schools on the attachment needs of looked after children, given by the Education Psychology service

### **Issues for the Corporate Parenting Panel to consider**

Do schools place a high priority on looked after children? If so what is the evidence? Are such children mentioned in the school’s policies? Is there a LAC governor? What position in the school does the Designated Teacher for Looked After Children hold?

How has the pupil premium for LAC been used by schools, including the Virtual School? What impact has it had on “closing the gap”?

How are social care teams ensuring that education is being given a high priority in care plans?



## Virtual School for Looked After Children

### Exam Results 2013/14 – all provisional

#### 1.1 Year 11

The year 11 cohort, supported by the virtual school in 2013-14, was 84. 70 of these young people were students in the care of Warwickshire. 45 students came into the care of Warwickshire continuously prior to 31<sup>st</sup> March 2013 (the statistical cohort). 20 of these had statements of special needs and a further 9 were on the special needs register at school.

#### **Outcomes for the statistical cohort (used to measure performance nationally)**

Statistical group of 45	SEN Statements	SEN register	5A*-C inc E & MA	5 A*-C	5 A*-G	1A*-C	1A*-G	Any qual
Total	20	9	8	10	24	25	33	40
%	44%	20%	18%	22%	53%	56%	73%	89%

<b>5 or more A*-C GCSE's including English and maths, Warwickshire 2011-2014, LAC compared to all children</b>				
	2011	2012	2013	2014
Warwickshire LAC	13.1%	16.3%	21.4%	17.8%
Warwickshire all children	60.7%	63.1%	65.0%	64.0%
Difference	47.6%	46.8%	43.6%	46.2%

#### 1.2 Year 6

Of the statistical cohort of 20, 11 (55%) have statements of special educational needs and a further 6 are on the special needs register.

	Warwickshire LAC 2013	Warwickshire LAC 2014	Warwickshire all pupils 2014	National LAC 3013
Level 4+ Reading	71%	55%	91%	63%
Level 4+ Writing	79%	40%	87%	55%
Level 4+ Spelling, punctuation, grammar	54%	40%	79%	45%
Level 4+ Maths	71%	45%	87%	59%

## 2.0 Exclusions/Pupils not receiving an appropriate education

### 2.1 Permanent exclusions 2013/14

School	Year Group	Gender	DOB	Phase	Sp.Nds	Date excl	Reason
River House	8	M	06/12/2000	S	St	12-Sep	DB
St. Andrews Benn	6	M	11/06/2003	P	SA+	21-Oct	PA
Stratford upon Avon School	9	M	15/03/2000	S	SA	05-Dec	DM
River House	9	M	23/03/2000	S	St	14-Feb	PA
Trinity Catholic School	10	M	26/07/1999	S		05-Mar	DB

Reasons – DB = Persistent disruptive behaviour, PA = Physical Assault against an Adult  
DM = Damage

NB there were no permanent exclusions in 2012/13

### 2.2 Pupils not receiving appropriate education

Currently 6 young people are not receiving education. One has recently moved to a foster carer in another Authority and the school application process is still progressing. The other 5 have significant mental health problems leading to them being unable to access the education which has been made available

### 3.0 The table shows the proportion of looked after children who have a Personal Education Plan (PEP) written in the previous 6 months

Date	% PEP completion
February 2012	93
June 2012	88
April 2013	92
November 2013	90
February 2014	93
June 2014	84
October 2014	92

#### 4.0 Progression of 45 LAC in year 11 to post 16 destinations

School Vlth form	FE College	Training Provider	Job with training/apprenticeship	NEET	Still tracking/unknown
10	17	0	1	3	14

Steve Pendleton  
Head of Vulnerable Groups and Virtual School

# Item 6



## Corporate Parenting Panel

27 November 2014

### Work Programme Report of the Chair

#### Recommendations

The Committee is asked to agree the work programme, to be reviewed and reprioritised as appropriate throughout the course of the year.

#### 1. Work Programme

The Committee's Work Programme is attached as Appendix A. The Work Programme will be reviewed and reprioritised throughout the year so that the Committee can adopt a flexible approach and respond to issues as they emerge.

#### Background Papers

None.

	<b>Name</b>	<b>Contact Information</b>
Report Author	Ann Mawdsley	01926 418079, <a href="mailto:annmawdsley@warwickshire.gov.uk">annmawdsley@warwickshire.gov.uk</a>
Head of Service	Sarah Duxbury	
Strategic Director	David Carter	
Portfolio Holder	n/a	

## Corporate Parenting Panel – Work Programme 2015

Date	Item	Report detail
<b>9 February 2015</b>	Update from CiCC	Members who have attended a CiCC meeting will give a verbal update to the Panel
	Update from Strategic Lead, Brenda Vincent	Brenda Vincent will give a verbal update on current issues to the Panel
	LAC Performance, Brenda Vincent	The Panel will consider the performance of LAC
	Themed Item - Adoption Panel/Scorecard	
	Risk Analysis for Adoption Services	The Panel requested a report on the Risk Analysis for Adoption Services in Warwickshire.
	Journeys Service	The Panel will receive an update from Journeys, which is a specialist tier two service for Looked After and Adopted Children and Young People in Coventry and Warwickshire
	Independent Reviewing Service Annual Report – Mary Eccleston	
	Draft Work Programming	The Panel will look to agree their work programme
<b>21 April 2015</b>	Update from CiCC	Members who have attended a CiCC meeting will give a verbal update to the Panel
	Update from Strategic Lead, Brenda Vincent	Brenda Vincent will give a verbal update on current issues to the Panel
	LAC Performance, Brenda Vincent	The Panel will consider the performance of LAC
	Update from CCGs on GPs and LAC	Requested at the CPP meeting held on 8 September 2014 (attendees at that meeting : Jo Dillon, Carla Elkins, Patient Experience/Public Involvement Manager, NHS Coventry and Rugby CCG Dr Jill O'Hagan, GP and Clinical Lead for Partnership -Rugby Locality, NHS Coventry and Rugby CCG

		Sue Price, Director of Commissioning, Arden, Herefordshire and Worcestershire Area Team, NHS England)
	Draft Work Programming	The Panel will look to agree their work programme
<b>Items to be agreed/Dates to be set</b>	Young People's Questionnaire	This report sets out the outcomes of consideration of this questionnaire by the 'Believe in Care Strategy Group' and the CiCC.
	Ofsted Inspection Framework	Members requested a report to a future meeting on the Framework for Future Ofsted Inspections
	Update on Supported Housing	Members requested an update, including the outcome of the meeting with CiCC and Geena De Marco housing and the new offers into the market place within the context of supporting people within the recommissioning of services , at their meeting on 7 July 2014.
	Children placed out of the area for residential care	Brenda Vincent undertook to provide an update around the new regulations and the implications for Warwickshire.